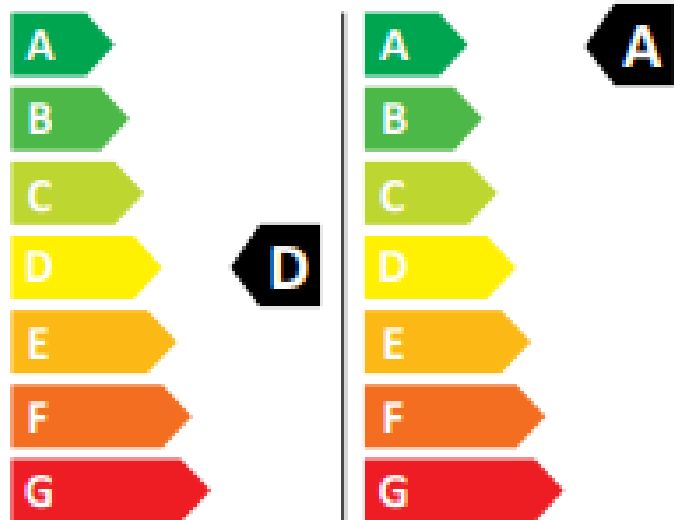


Candy

CS0W4856TWM6-80



   **266 kWh / 100l**

 **43 kWh / 100l**

5,0 kg  **8,0 kg**

75 L  **44 L**

9:10  **3:38**

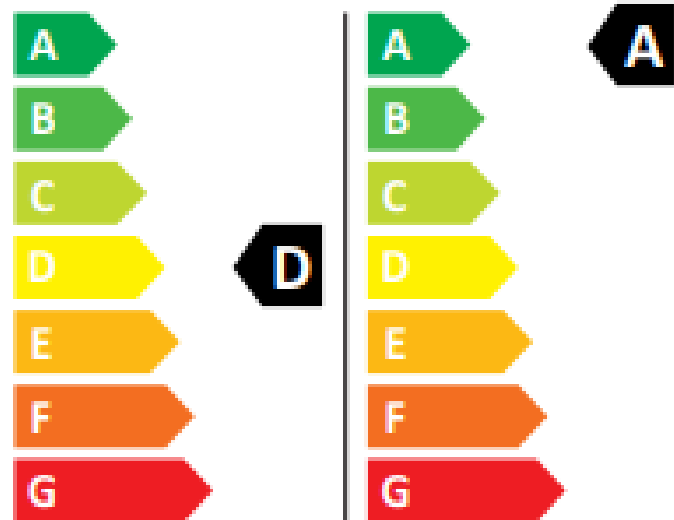

A B C D E F G


76 dB
A B C D

2009/10/04

Candy


CS0W4856TWM6-80



   **266 kWh / 100l**

 **43 kWh / 100l**

5,0 kg  **8,0 kg**

75 L  **44 L**

9:10  **3:38**


A B C D E F G


76 dB
A B C D

2009/10/04