



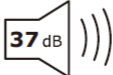
 **ENERG** 

HISENSE RB327N4WWE





226 kWh/annum


 **85** L  **171** L

 **37** dB
A B **C** D



2019/2016

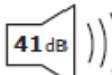
 **ENERG** 

HISENSE RB327N4WWE



226 kWh/annum

 **85** L  **171** L

 **41** dB
A B **C** D

2019/2016