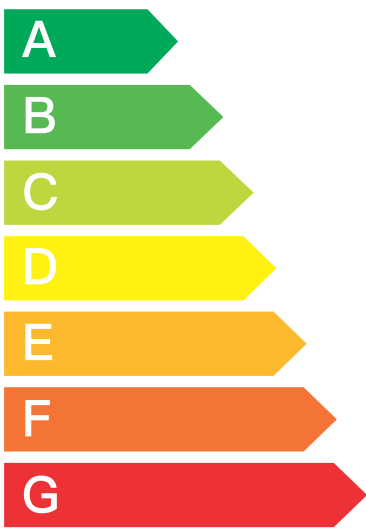




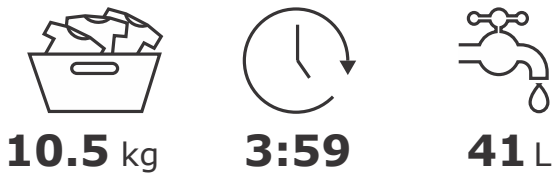
HISENSE

WF5S1045BW



**A**

**52 kWh** /



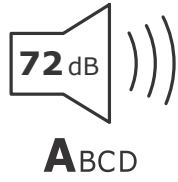
**10.5 kg**

**3:59**

**41 L**



**A B C D E F G**



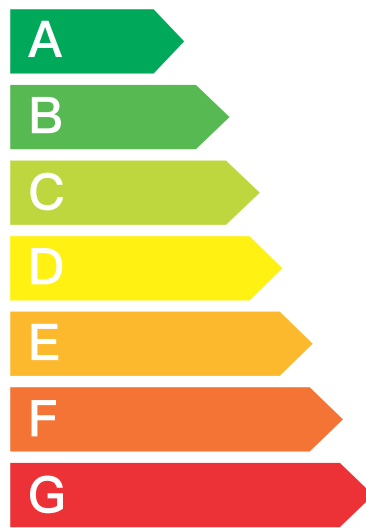
**A B C D**

2019/2014



HISENSE

WF5S1045BW



**A**

**52 kWh** /



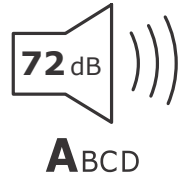
**10.5 kg**

**3:59**

**41 L**



**A B C D E F G**



**A B C D**

2019/2014