



PRAGMATA

Redeem Instruction

INNOVATE
BEYOND



Step 1: Register your Product

Login to MSI Member Center

<https://account.msi.com/login>



← → account.msi.com/login

msi PRODUCTS ODM SOLUTIONS COMMUNITY WHAT'S NEW SUPPORT

Welcome to MSI Member Center

Not a MSI Member Yet?
Become MSI member to follow latest promotions and support updates.
[Create an account](#)

Membership Benefits

- Warranty Registration
- Exclusive updates on promotions and events
- Quicker service and product support
- View your current registered MSI products

Upgrade your member benefits by opt-in MSI Reward Program and enjoy more exclusive rewards!
[Join Now](#)

Sign in MSI Account
Please enter your registered account to sign in MSI member center!

~~12 + 6 =~~ [Reformat](#)

[Sign in](#)

[Forgot your password ?](#) | [Resend Verification Email](#) | [Unsubscribe](#)

OR SIGN IN WITH

[f](#) [G](#) [t](#)

Register your MSI product



account.msi.com/members/accountOverview



- PRODUCTS
- ODM SOLUTIONS
- COMMUNITY
- WHAT'S NEW
- SUPPORT



Account Overview

Account Overview

Membership

Reward Program

Shout Out

Promotions

Product

My Products

Product Registration

Support

Web Ticket

Ticket History

Apply for Service

MY PROFILE

Account >



- Create an account
- Email Verified
- Complete Profile
- Binding Social Account

BALANCE

My Rewards >

Tier /

Points /

MY PRODUCTS

More >

Category	Product Name/Serial Number	Purchase Date	Warranty Period	
	Optix G24C	2019-12-19	Standard Warranty	Manage

[Register New Product](#)

MY INQUIRY

More >

Questions	Ticket No	Last Post	Status	
-----------	-----------	-----------	--------	--

Register your MSI product



account.msi.com/products/registration/step1



PRODUCTS ODM SOLUTIONS COMMUNITY WHAT'S NEW SUPPORT



Account Overview

Membership

Reward Program

Shout Out

Promotions

Product

My Products

Product Registration

Support

Web Ticket

Ticket History

Apply for Service

Product Registration



WARRANTY REGISTRATION: NOTEBOOK, ALL-IN-ONE PC, DESKTOP, MONITOR

ENJOY BENEFITS.

All customers who purchase a new MSI product and then complete registration and reply to the questionnaire will receive a 3-month warranty extension.

- This does not apply to product of which standard warranty has been expired.
- Customers have to complete the questionnaire in advance to get the full benefits.
- MSI reserves the right to update or modify these terms and conditions of this program.
- This extended warranty service only can be applicable to the original region / location where consumers purchased the notebooks/all-in-one.

*If you have any questions about the warranty extension on offer, please direct your inquiries to local service hotlines or the MSI support service.

* The promotion excluded MOTHERBOARD and GRAPHICS CARD.

Register

Register your MSI product - SN number registration



msi

account.msi.com/products/registration/step2



PRODUCTS

ODM SOLUTIONS

COMMUNITY

WHAT'S NEW

SUPPORT



Account Overview

Membership

Reward Program

Shout Out

Promotions

Product

My Products

Product Registration

Support

Web Ticket

Ticket History

Apply for Service

Product Registration



Serial Number *

How to Identify Product Serial Number ?

*Please pay attention to the differences between "0" and "O", "1" and "l".

Register

How to identify product Serial Number?



×

The screenshot shows the MSI Product Registration page. The URL is account.msi.com/en/products/registration/step2. The page features a navigation menu with categories like Store, Products, and Services. A sidebar on the left lists account-related options such as Account Overview, Product, Membership, and Support. The main content area is titled "Product Registration" and includes a progress bar with four steps. Step 1 is completed, and Step 2 is the current step. Below the progress bar is a "Serial Number" input field. A red box highlights a dropdown menu within this field, which contains the option "How to Identify Product Serial Number?". Below the input field, there is a note: "*Please pay attention to the differences between '0' and 'O', '1' and 'I'." and a red "Register" button.

How to Identify Product Serial Number ?

The thumbnail for the MSI HOW-TO video is titled "MSI@ HOW-TO find serial number (SN) and check code (CHK)". It features the MSI logo and the text "HOW TO Find Serial Number?". A red play button icon is centered over the text. The video player interface includes a clock icon for "Ver más ta..." and a "Compartir" (Share) icon.


- Laptop
- All-in-One PC
- Desktop
- Monitor
- Motherboard
- Graphics Card
- PC Case
- Gaming Gear
- Gaming Chair
- Liquid Cooling
- Power Supply
- Storage
- Networking

How to Identify Product Serial Number ?

The S/N number photo must be on the product, NOT on the color box



Motherboard



Monitor



The photograph is provided for reference only and is not to be used for any other purpose.

Fill in the Product Registration Form



msi PRODUCTS ODM SOLUTIONS COMMUNITY WHAT'S NEW SUPPORT

Account Overview
Membership
Product
Support
Account

Product Registration

Step 1 ✓ Step 2 ✓ Step 3 ○ Step 4 ○

Product Type*
Monitor

Product Name*
Optix MAG274R

Model*
959-3CATBA-023

Serial Number*
CA1A230210188

Region / Location*
Czech Republic

Store Name*
Alza.cz a.s.

Purchase Date*
2021-04-07

Where did you purchase the product*
 Retail store Online retailer Reseller

Invoice Upload*

Invoice must show product model, invoice date, and shop/vendor name

Captcha*
24 * - 2 =

Reset

Complete your product registration



PRODUCTS

ODM SOLUTIONS

COMMUNITY

WHAT'S NEW

SUPPORT



Account Overview

Membership

Reward Program

Shout Out

Promotions

Product

My Products

Product Registration

Appointment Service

預約查詢

Support

Web Ticket

Product Registration



THANK YOU FOR YOUR REGISTRATION!

Please fill out this questionnaire and help us to improve our products.

Yes

No



Step 2:
Go to “Promotions” and
click redeem

Data Upload



account.msi.com/en/promotions/redeem/2024_nov_ultraconnecttonewera_z890_twd

msi 線上商城 產品資訊 AIoT 方案 社群 活動 & 促銷 支援服務 網路預約售後服務

Promotion Redeem

Eligible Products Eligible Locations Landing Page Redeem Page Redeem Guide

Redeem Products

Purchase Date	Purchased Region / Location	Category	Product Name / Serial Number

Extra Information

How did you hear about this promotion?

Data Update & Upload

CHK

Please find the Serial Number sticker on the product and input the 3 digit CHK code as shown below (The image shown below is an example on where the CHK code could be found) ☺

Invoice Number

Please enter 2 letters(not include symbols), for example

Proof of purchase [Upload instructions](#)

Product Barcode [Upload instructions](#)

Invoice must show product model, invoice date, and shop/vendor name

Serial number must be taken from the product itself; photo of the color box will not be accepted

Data Update & Upload

Submit your product review



Extra Information

Username on the e-tailer *

Your name on etailer

Title of the review *

Title of your review

Content of the review *

Your review

URL *

Etailer review link

How did you hear about this promotion?


- MSI official website
- MSI Member Center
- Social media (Facebook, Twitter, Instagram, etc.)
- Email newsletter
- Recommendation from media/ influencer
- Community Forum
- Online store website
- Internet Advertisement
- Internet search
- Magazine or Newspaper
- Promotional flyer
- Offline store
- Recommendation from friends or colleagues
- Recommendation from store staff
- Other _____


Next

*Purchase region must be the same country where you lives.

*Shout out is not allow parallel import.




 Account Overview

 Product

My Products

Product Registration


Activate MSI Care Plus

 Membership

Reward Program

SHOUT OUT

Promotions

 Support

Web Ticket



Message

Dear Customer,

Your request has been successfully sent. Application is under process, please keep in mind that all applications are checked by our staff and might take up to 7 ~ 14 working days.

Thank you for your patience.

If you didn't receive our email in your inbox, please kindly check in the Spam, Junk, Trash, Deleted Items, or Archive folder.

[Back to Promotion](#)

[Redeem History](#)




Step 3:
Wait for the feedback from
MSI Member Center

If there are any missing document, Will receive an email for notification



msi



Dear Customer,

Thank you for purchasing an MSI product!
Sorry to inform you that your redemption have some missing purchase proof.

Please go to product page and re-upload your purchase proof and promotion page re-redeem again.
<https://account.msi.com/promotions/redeem/>

Reason : **Missing document**

Thanks for your understanding,
MSI customer service team



ABOUT MSI

MSI is a world leader in gaming, content creation and AIoT solutions. Bolstered by its cutting-edge R&D capabilities and customer-driven innovation, MSI has a wide-ranging global presence spanning over 120 countries. Its comprehensive lineup of laptops, graphics cards, monitors, motherboards, desktops, peripherals, servers, IPCs, robotic appliances, and vehicle infotainment and telematics systems are globally acclaimed. Committed to advancing user experiences through the finest product quality, intuitive user interface and design aesthetics, MSI is a leading brand that shapes the future of technology. For more product information, please go to <https://www.msi.com>.



Copyright © 2025 Micro-Star Int'l Co., Ltd. All rights reserved. Other company and MSI Member Center mentioned may be the trademarks of their respective owners.

Re-upload the missing document



Promotion Redeem

Promotion Period :

Activity invoice date :

Redeem Limit :

Eligible Products

Eligible Locations

Redeem Page

Terms and Conditions

Redeem Guide

Redeem Records

Redeem Date	Order ID	Product Name / Serial Number	Status
	6371429c45	MEG Z790 ACE MAX	Redeem not qualified, Please re-upload data and redeem again. Please help to attach the missing document. Redeem Again

Redeem Products

No products eligible for redemption

[Register Your Product](#)

Re-upload the missing document

Incomplete registration may result in the additional processing time if You are required to provide additional information.



Final Step:
Get the prize

Check your prize from your mailbox



msi

Promotion
image

Dear Customer,

Thank you for purchasing an MSI product!

Redeem for *Promotion name* has been approved.

Your activation code is:

Prize

To activate your code, please refer to

Best Regards,

MSI customer service team



ABOUT MSI

MSI is a world leader in gaming, content creation and AIoT solutions. Bolstered by its cutting-edge R&D capabilities and customer-driven innovation, MSI has a wide-ranging global presence spanning over 120 countries. Its comprehensive lineup of laptops, graphics cards, monitors, motherboards, desktops, peripherals, servers, IPCs, robotic appliances, and vehicle infotainment and telematics systems are globally acclaimed. Committed to advancing user experiences through the finest product quality, intuitive user interface and design aesthetics, MSI is a leading brand that shapes the future of technology. For more product information, please go to <https://www.msi.com>.



Copyright © 2020 Micro-Star Int'l Co., Ltd. All rights reserved. Other company and MSI Member Center mentioned may be the trademarks of their respective owners.



FAQ

FAQs



Why there is no any relative promotion appears in my member center account?

1. Check if your product is eligible model
2. Check if your invoice is in eligible period
3. Make sure the country you live is in the eligible country for the promotion

What should I do if I received an email inform me that my claim was incomplete?

Please make sure that you had provide:

1. Invoice/purchase proof which include purchase date, purchase store, and purchase model
2. SN number picture that on the product itself, not on the package

How long does it takes to process the application and when will I receive my gift?

All applications might take up:

- *Digital code - 7~14 working days to be verified.
- *Physical Prize - 8 -12 weeks to delivered after your redemption got approved.

Why am I not receive any email after my participation?

If you have not received an email, please check your spam folder and deactivate your email filter.



How to activate/redeem a
wallet code in steam

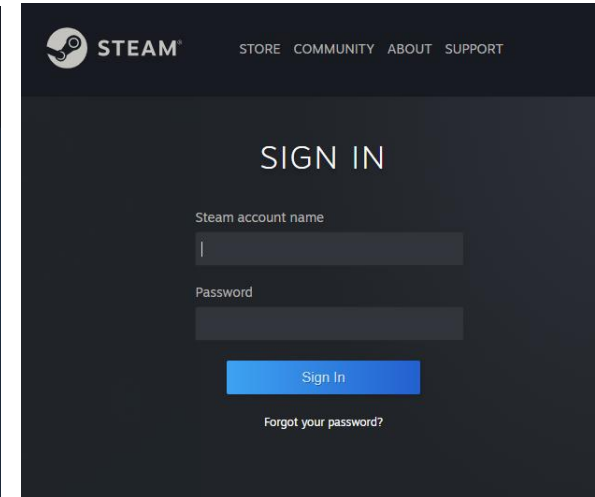
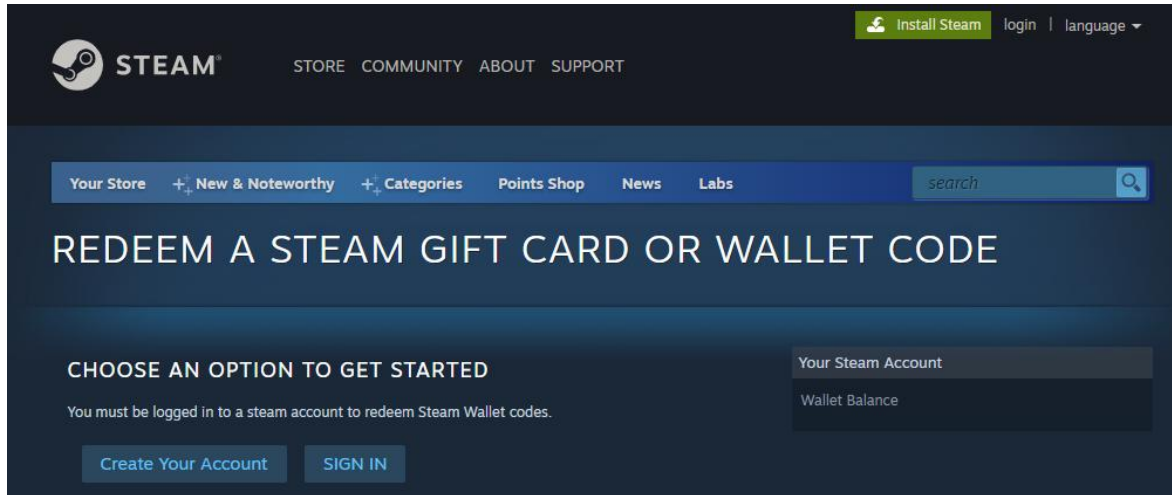
Where you can activate/redeem a wallet code in steam



- STEP 1:

<https://store.steampowered.com/account/redeemwalletcode>

- STEP 2: SIGN IN



Where you can activate/redeem a wallet code in steam



STEP 3: add your steam wallet code

If you received more than one code, please add in separate

store.steampowered.com/account/redeemwalletcode

STEAM STORE COMMUNITY CHAT SUPPORT

WISHLIST

Your Store + New & Noteworthy + Categories Points Shop News Labs

REDEEM A STEAM GIFT CARD OR WALLET CODE

ENTER YOUR STEAM WALLET CODE TO ADD FUNDS TO YOUR STEAM WALLET

Steam Wallet Code [Continue](#)

Your Steam Account
Wallet Balance
[See my account details](#)

Note: If the gift card you attempt to redeem is not in your currency, it will be automatically converted if redeemable in your region. Not all gift card currencies can be redeemed in all regions.

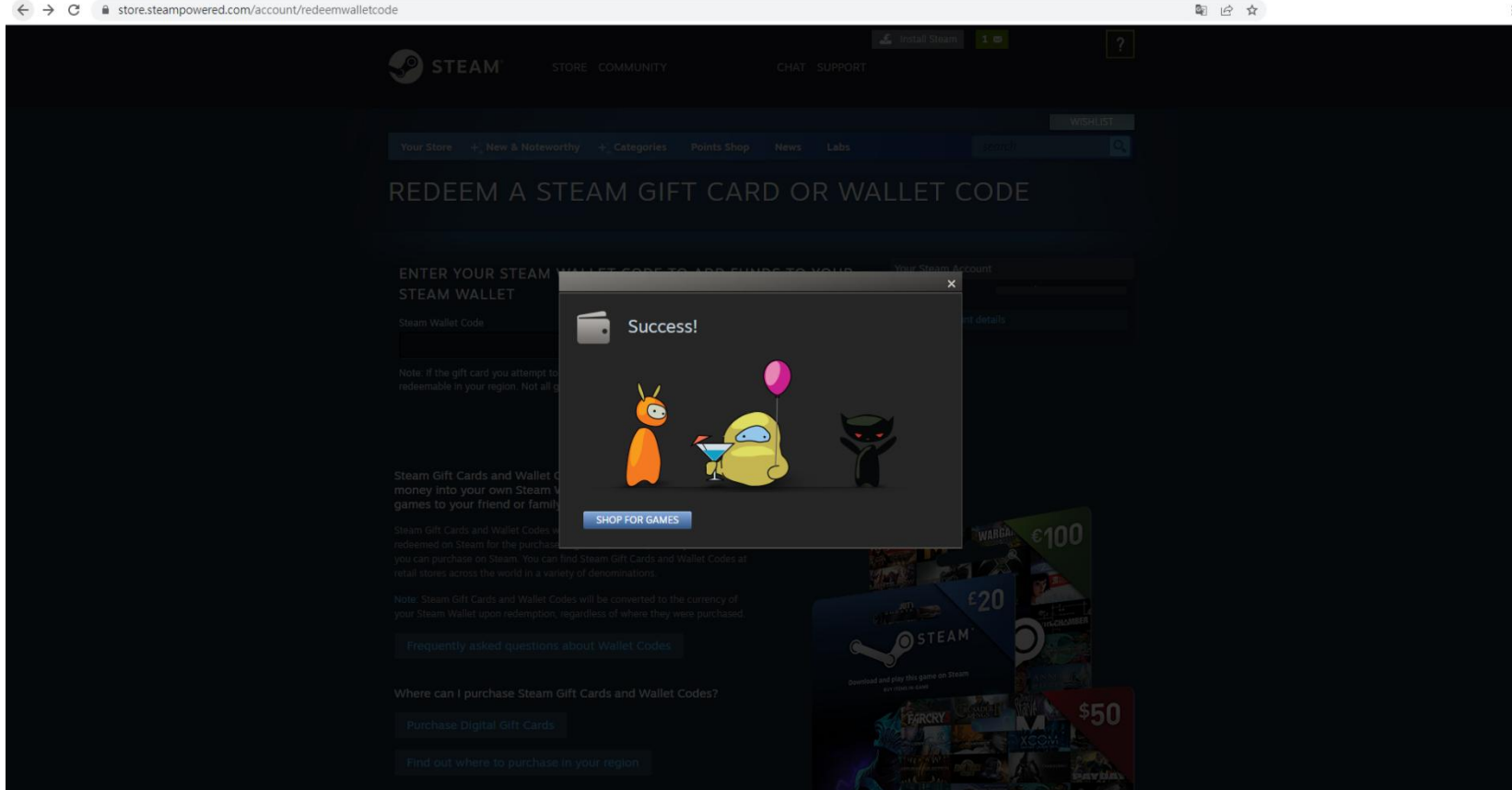
Steam Gift Cards and Wallet Codes are an easy way to put money into your own Steam Wallet or give the perfect gift of games to your friend or family member.

Steam Gift Cards and Wallet Codes work just like gift certificates, which can be redeemed on Steam for the purchase of games, software, and any other item you can purchase on Steam. You can find Steam Gift Cards and Wallet Codes at retail stores across the world in a variety of denominations.

Note: Steam Gift Cards and Wallet Codes will be converted to the currency of your Steam Wallet upon redemption, regardless of where they were purchased.

[Frequently asked questions about Wallet Codes](#)

Where can I purchase Steam Gift Cards and Wallet Codes?
[Purchase Digital Gift Cards](#)
[Find out where to purchase in your region](#)



store.steampowered.com/account/redeemwalletcode

STEAM STORE COMMUNITY CHAT SUPPORT

REDEEM A STEAM GIFT CARD OR WALLET CODE

ENTER YOUR STEAM WALLET CODE TO ADD FUNDS TO YOUR STEAM WALLET

Success!

SHOP FOR GAMES

WALLET

Your Store + New & Noteworthy + Categories Points Shop News Labs

Note: If the gift card you attempt to redeem is not redeemable in your region. Not all gift cards are redeemable in all regions.

Steam Gift Cards and Wallet Codes can be used to add money into your own Steam Wallet or to gift money to your friend or family member. You can use the money in your Steam Wallet to purchase games and software on Steam.

Steam Gift Cards and Wallet Codes can be redeemed on Steam for the purchase of any game or software you can purchase on Steam. You can find Steam Gift Cards and Wallet Codes at retail stores across the world in a variety of denominations.

Note: Steam Gift Cards and Wallet Codes will be converted to the currency of your Steam Wallet upon redemption, regardless of where they were purchased.

Frequently asked questions about Wallet Codes

Where can I purchase Steam Gift Cards and Wallet Codes?

Purchase Digital Gift Cards

Find out where to purchase in your region

WARSAW €100

€20

STEAM

Download and play this game on Steam

PARCKRY \$50

Error Message

Keys look like the following: AAAAA-BBBBBB-CCCCCC

***Steam wallet code contains 15 characters



The screenshot shows the Steam website interface. At the top, there's a navigation bar with 'STORE COMMUNITY' and 'CHAT SUPPORT'. Below that, a search bar and a 'WISHLIST' button are visible. The main heading reads 'REDEEM A STEAM GIFT CARD OR WALLET CODE'. A prominent orange error message box states: 'There was an error redeeming the entered code.' It lists several potential reasons: invalid code, mistyped characters (noting that 1, L, and I can look alike), code not yet activated, currency mismatch, or a need to contact Steam Support. Below the error, there's a section titled 'ENTER YOUR STEAM WALLET CODE TO ADD FUNDS TO YOUR STEAM WALLET' with a text input field containing 'AAAAA-BBBBBB-CCCCCC' and a 'Continue' button. A note below the input field explains that codes may be converted to the local currency if not redeemable. At the bottom, there's a promotional banner for Steam Gift Cards and Wallet Codes, showing various denominations like €100 and €20.



40TH
ANNIVERSARY



msi



Official Partner

AMG
MOTORSPORT