

msi

Shout out for MSI

Redemption Process

NEXT-LEVEL AI PC



msi

Step 1:
Register your Product

NEXT-LEVEL AI PC

Login to MSI Member Center



account.msi.com/login



PRODUCTS

ODM SOLUTIONS

COMMUNITY

WHAT'S NEW

SUPPORT



Welcome to MSI Member Center



Not a MSI Member Yet?

Become MSI member to follow latest promotions and support updates.

[Create an account](#) >

Membership Benefits

- Warranty Registration
- Exclusive updates on promotions and events
- Quicker service and product support
- View your current registered MSI products



Upgrade your member benefits by opt-in MSI Reward Program and enjoy more exclusive rewards!

[Join Now](#) >

Sign in MSI Account

Please enter your registered account to sign in MSI member center!



[Reformat](#)

[Sign in](#) >

[Forgot your password ?](#) | [Resend Verification Email](#) | [Unsubscribe](#)

OR SIGN IN WITH



Register your MSI product



account.msi.com/members/accountOverview



PRODUCTS

ODM SOLUTIONS

COMMUNITY

WHAT'S NEW

SUPPORT



Account Overview

[Account Overview](#)

[Membership](#)

Reward Program

Shout Out

Promotions

[Product](#)

My Products

Product Registration

[Support](#)

Web Ticket

Ticket History

Apply for Service

MY PROFILE

[Account >](#)



- [Create an account](#)
- [Email Verified](#)
- [Complete Profile](#)
- [Binding Social Account](#)

BALANCE

[My Rewards >](#)

Tier /

Points /

MY PRODUCTS

[More >](#)

Category	Product Name/Serial Number	Purchase Date	Warranty Period	
	Optix G24C	2019-12-19	Standard Warranty	Manage

[Register New Product](#)

MY INQUIRY

[More >](#)

Questions	Ticket No	Last Post	Status	
-----------	-----------	-----------	--------	--



Register your MSI product



account.msi.com/products/registration/step1



PRODUCTS

ODM SOLUTIONS

COMMUNITY

WHAT'S NEW

SUPPORT



Account Overview

Membership

Reward Program

Shout Out

Promotions

Product

My Products

Product Registration

Support

Web Ticket

Ticket History

Apply for Service

Product Registration



WARRANTY REGISTRATION: NOTEBOOK, ALL-IN-ONE PC, DESKTOP, MONITOR

ENJOY BENEFITS.

All customers who purchase a new MSI product and then complete registration and reply to the questionnaire will receive a 3-month warranty extension.

- This does not apply to product of which standard warranty has been expired.
- Customers have to complete the questionnaire in advance to get the full benefits.
- MSI reserves the right to update or modify these terms and conditions of this program.
- This extended warranty service only can be applicable to the original region / location where consumers purchased the notebooks/all-in-one.

*If you have any questions about the warranty extension on offer, please direct your inquiries to local service hotlines or the MSI support service.

* The promotion excluded MOTHERBOARD and GRAPHICS CARD.

Register

Register your MSI product - SN number registration



account.msi.com/products/registration/step2



PRODUCTS

ODM SOLUTIONS

COMMUNITY

WHAT'S NEW

SUPPORT



Product Registration



Serial Number*

[How to Identify Product Serial Number ?](#)

*Please pay attention to the differences between "0" and "O", "1" and "l".

Register

Account Overview

Membership

Reward Program

Shout Out

Promotions

Product

My Products

Product Registration

Support

Web Ticket

Ticket History

Apply for Service



How to Identify Product Serial Number?

How to Identify Product Serial Number ?

 Laptop	 All-in-One PC	 Desktop	 Monitor	 ARM
 Motherboard	 Graphics Card	 Chassis	 Gaming Gear	 Gaming Chair
 Liquid Cooling	 Power Supply	 Storage	 Networking	 EV Charger
 Handheld	 Gaming Pedal			

Step 4



Support

Web Ticket

Ticket History

Apply for Service

Fill in the Product Registration form



msi PRODUCTS ODM SOLUTIONS COMMUNITY WHAT'S NEW SUPPORT

Account Overview
Membership
Reward Program
Shout Out
Promotions
Product
My Products
Product Registration
Appointment Service
預約查詢
Support
Web Ticket
Ticket History
Apply for Service
Repair Inquiry
Live Chat
Account
My Profile
Login Management
Change Password
Subscribe

Product Registration

Step 1 Step 2 Step 3 Step 4

Product Type *
Monitor

Product Name *
Optix MAG274R

Model *
958-3CA7BA-023

Serial Number *
CA7A230210188

Region / Location *
Czech Republic

Store Name *
Alza.cz a.s.

Purchase Date *
2021-04-07

Where did you purchase the product *
 Retail store Online retailer Reseller

Invoice Upload *

Invoice must show product model, invoice date, and shop/vendor name

The invoice should include the model name, invoice date, and invoice number.

Captcha *
 $24 + 2 =$ Reformat

Captcha

Next

Complete your product registration



account.msi.com/products/registration/step4



PRODUCTS

ODM SOLUTIONS

COMMUNITY

WHAT'S NEW

SUPPORT



Product Registration



THANK YOU FOR YOUR REGISTRATION!

Please fill out this questionnaire and help us to improve our products.

Yes

No

Account Overview

Membership

Reward Program

Shout Out

Promotions

Product

My Products

Product Registration

Appointment Service

預約查詢

Support

Web Ticket



msi

Step 2:
Participate Shout out

NEXT-LEVEL AI PC


Shout out



account.msi.com/en/promotions/redeem/2024_nov_ultraconnecttonewera_z890_twd

msi 線上商城 產品資訊 AIoT 方案 社群 活動 & 促銷 支援服務 網路預約售後服務

Promotion Redeem



Shout out for MSI

Eligible Products Eligible Locations Landing Page Redeem Page Redeem Guide

Redeem Products


Purchase Date	Purchased Region / Location	Category	Product Name / Serial Number
---------------	-----------------------------	----------	------------------------------

Extra Information

How did you hear about this promotion?

Data Update & Upload

CHK

Please find the Serial Number sticker on the product and input the 3 digit CHK code as shown below (The image shown below is an example on where the CHK code could be found) 

Invoice Number

Please enter 2 letters and 8 numbers(not include symbols), for example

Proof of purchase [Upload instructions](#)

Invoice must show product model, invoice date, and shop/vendor name

Product Barcode [Upload instructions](#)

Serial number must be taken from the product itself; photo of the color box will not be accepted

[Data Update & Upload](#)

Submit your product review

Extra Information

Username on the e-tailer *

Title of the review *

Content of the review *

URL *

How did you hear about this promotion?


- MSI official website
- MSI Member Center
- Social media (Facebook, Twitter, Instagram, etc.)
- Email newsletter
- Recommendation from media/ influencer
- Community Forum
- Online store website
- Internet Advertisement
- Internet search
- Magazine or Newspaper
- Promotional flyer
- Offline store
- Recommendation from friends or colleagues
- Recommendation from store staff
- Other _____


[Next](#)

*Purchase region must be the same country where you lives.
*Shout out is not allow parallel import.

Success



 Account Overview

 Membership

Reward Program

Shout Out

Promotions

 Product

My Products

Product Registration

 Support

Web Ticket

Ticket History

Message

Success

The MSI logo is displayed in a white, italicized, sans-serif font. It is positioned on the left side of the slide, to the left of a vertical white line that separates it from the main text area. The background of the entire slide is a dark blue, digital-themed pattern of glowing lines and dots, creating a sense of depth and technology.

msi

Step 3:
Redeem your code from
Gamesplanet

NEXT-LEVEL AI PC

Redeem your code from Gamesplanet

msi

1. Go to <https://uk.gamesplanet.com/promo/MSI>
2. Create a Gamesplanet account or log in: <https://uk.gamesplanet.com/#open=login>
3. Select "Activate a Wallet Voucher", enter your code, then hit "Activate your voucher".



The screenshot shows the Gamesplanet website interface. At the top, there's a navigation bar with the Gamesplanet logo, social media icons, and links for 'Create an account', 'My Cart (0)', and 'Log In'. Below this is a menu with 'Highlights', 'All Games', 'Offers', 'Charts', 'Community', and 'Support', along with a search bar. The main banner features the MSI logo and the text 'MSI GAME DEAL'. Below the banner, there's a section titled 'MSI GAME DEAL' with a sub-header 'If you have purchased an eligible MSI product, you have been gifted a code to spend on PC games at Gamesplanet.com.' A green button labeled 'Claim your voucher here' is prominent. Below this, there are three numbered steps: 1. Create a Gamesplanet account or log in; 2. Go to your account and visit the Gamesplanet wallet tab; 3. Select 'Activate a Wallet Voucher', enter your code, then hit 'Activate your voucher'. Further down, there's a section 'Gamesplanet Advantages' with a list of benefits: 'Authorized retailer since 2006', 'Buy games legally and secure online', 'Be part of the community and show off your content', 'Games for Windows PC, Mac OS and Linux', and 'Secure connections - everything is encrypted'. To the right, there's a section 'Secure connections - always and everywhere' stating 'All connections are SSL-encrypted, not only for payments'. Below that, 'Means of payment at Gamesplanet' lists various payment providers: VISA, Mastercard, PayPal, Skrill, and others. At the bottom, there's a footer with 'METABOLI' logo, copyright information, and 'HETZNER' logo.

GAMESPLANET Create an account My Cart (0) Log In

Highlights All Games Offers Charts Community Support Search for games

msi

MSI GAME DEAL

If you have purchased an eligible MSI product, you have been gifted a code to spend on PC games at Gamesplanet.com.

[Claim your voucher here](#)

1. Create a [Gamesplanet account](#) or log in
2. Go to your account and visit the [Gamesplanet wallet tab](#).
3. Select "Activate a Wallet Voucher", enter your code, then hit "Activate your voucher".

Your credit is now available in your account. It will be deduced automatically with your next purchases!
Now visit the store and find a gaming treat! Gamesplanet wallet credit will not expire and can be used whenever you like!
If you need help, contact us at help@gamesplanet.com.

Gamesplanet Advantages

- ✓ Authorized retailer since 2006
- ✓ Buy games legally and secure online
- ✓ Be part of the community and show off your content
- ✓ Games for Windows PC, Mac OS and Linux
- ✓ Secure connections - everything is encrypted

Secure connections - always and everywhere

All connections are SSL-encrypted, not only for payments

Means of payment at Gamesplanet

These payment providers are available at Gamesplanet:

VISA Mastercard PayPal Skrill

Always available 

METABOLI © 2026 Metaboli SAS. All rights reserved. Gamesplanet is a trademark of Metaboli SAS. All prices include VAT where applicable. [Legal](#) [Terms](#) [Privacy](#)

HETZNER

The MSI logo is displayed in a white, italicized, sans-serif font. The background of the entire image is a dark blue, glowing digital grid with a perspective effect, creating a sense of depth and technology.

msi

FAQs

NEXT-LEVEL AI PC

Why there is no any relative promotion appears in my member center account?

1. Check if your product is eligible model
2. Check if your invoice is in eligible period
3. Make sure the country you live is in the eligible country for the promotion

What should I do if I received an email inform me that my claim was incomplete?

Please make sure that you had provide:

1. Invoice/purchase proof which include purchase date, purchase store, and purchase model
2. SN number picture that on the product itself, not on the package

How long does it takes to process the application and when will I receive my gift?

All applications might take up:

- *Digital code - 7~14 working days to be verified.
- *Physical Prize - 8 -12 weeks to delivered after your redemption got approved.

Why am I not receive any email after my participation?

If you have not received an email, please check your spam folder and deactivate your email filter.

msi

NEXT-LEVEL AI PC



msi



Official Partner

AMG
MOTORSPORT



PCR
POST-CONSUMER RECYCLED

