






 **ENERGY** 

**HISENSE** WFS11045BWQ





**31 kWh / 100**


 **10.5 kg**  **3:59**  **41L**

 **AB CDEFG**  **72 dB** **A B C D**




1402/2012



 **ENERGY** 

**HISENSE** WFS11045BWQ



**31 kWh / 100**

 **10.5 kg**  **3:59**  **41L**

 **AB CDEFG**  **72 dB** **A B C D**

1402/2012