


Candy CS 14102DWBB4/80



**59** kWh / 



**10.0** kg



**3:59**



**51** L



A**B**CDEFG




81dB  
A**B**C**D**

2019/2014

Candy CS 14102DWBB4/80



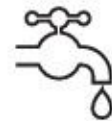
**59** kWh / 



**10,0** kg



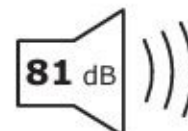
**3:59**



**51** L



A**B**CDEFG



81 dB  
A**B**C**D**

2019/2014