


Candy


CS 14102DW4/1-80

Candy

CS 14102DW4/1-80



59 kWh / 

59 kWh / 



10.0 kg



3:59



51 L



10,0 kg



3:59



51 L



A**B**CDEFG

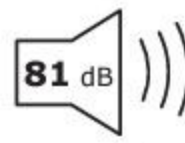


ABC**D**

2019/2014



A**B**CDEFG



ABC**D**

2019/2014